






Building Self-Awareness

Tuning IN

Zones of Self-Awareness

Build your own Self-Awareness toolkit. Tuning in and understanding what you individually look like in each zone can help you become more aware so that you can be your own FIRST RESPONDER in emotional emergencies. Do you have your own built in warning system? Can you practice now? Some have difficulty with one or more areas and that is okay. Be patient as you take time to notice and cultivate the awareness. Let's build awareness and then create an emergency first aid kit so that you can be the first responder in your own life.

GREEN 	ORANGE 	RED 
SIGNS YOU ARE IN THE ZONE OF OPTIMAL REGULATION <i>(MAKE A LIST)</i>	EARLY WARNING SIGNS <i>(MAKE A LIST)</i>	SIGNS YOU ARE IN FIGHT, FLIGHT OR FREEZE <i>(MAKE A LIST)</i>
<i>Physical/Body Sensory:</i> <i>Feelings/Emotions:</i> <i>Thoughts:</i> <i>Behavior:</i>	<i>Physical/Body Sensory:</i> <i>Feelings/Emotions:</i> <i>Thoughts:</i> <i>Behavior:</i>	<i>Physical/Body Sensory:</i> <i>Feelings/Emotions:</i> <i>Thoughts:</i> <i>Behavior:</i>

Developed by Julie Kurtz at the Center for Optimal Brain Integration ©2019. No further reproduction is permitted without express permission of the copyright holder. Send inquiries to www.optimalbrainintegration.com



Building Self-Awareness

Tuning IN

Emergency and First Responder Plan for ME:

1. People that calm and ground you
2. Places/Environments that are predictable, restorative and safe for you
3. Objects/Things that are comforting
4. Activities or strategies that calm your stress response system
5. Words/Self-Talk/Mantras or a quote you can or do say to yourself to feel safe or calm
6. Routines or a ritual you do that brings you back to the 'green zone'